

UPS owner of ABC company

Quater 2 Measurement UPS1-Sample report

Block C

HIOKI

HIOKI

Contents

Battery	
<u>Battery</u>	1 / 11
General Measurement	
<u>UPS1-Rectifier Output</u>	6 / 11
General Measurement	
<u>UPS1-Ripple Current</u>	7 / 11
General Measurement	
<u>UPS1-Charging current</u>	8 / 11
Waveform Screenshot	
<u>Commercial Line Voltage</u>	9 / 11
General Measurement	
<u>UPS1-Output Voltage</u>	10 / 11
Photo	
<u>Fail/Warning-Battery Picture</u>	11 / 11

Battery

Date	Time	Title
2020-11-27	13:47:12	UPS1-Battery Measurement

1. Summary

Summary
Battery

2. Instrument

Instrument Name
BT3554-01#180351396

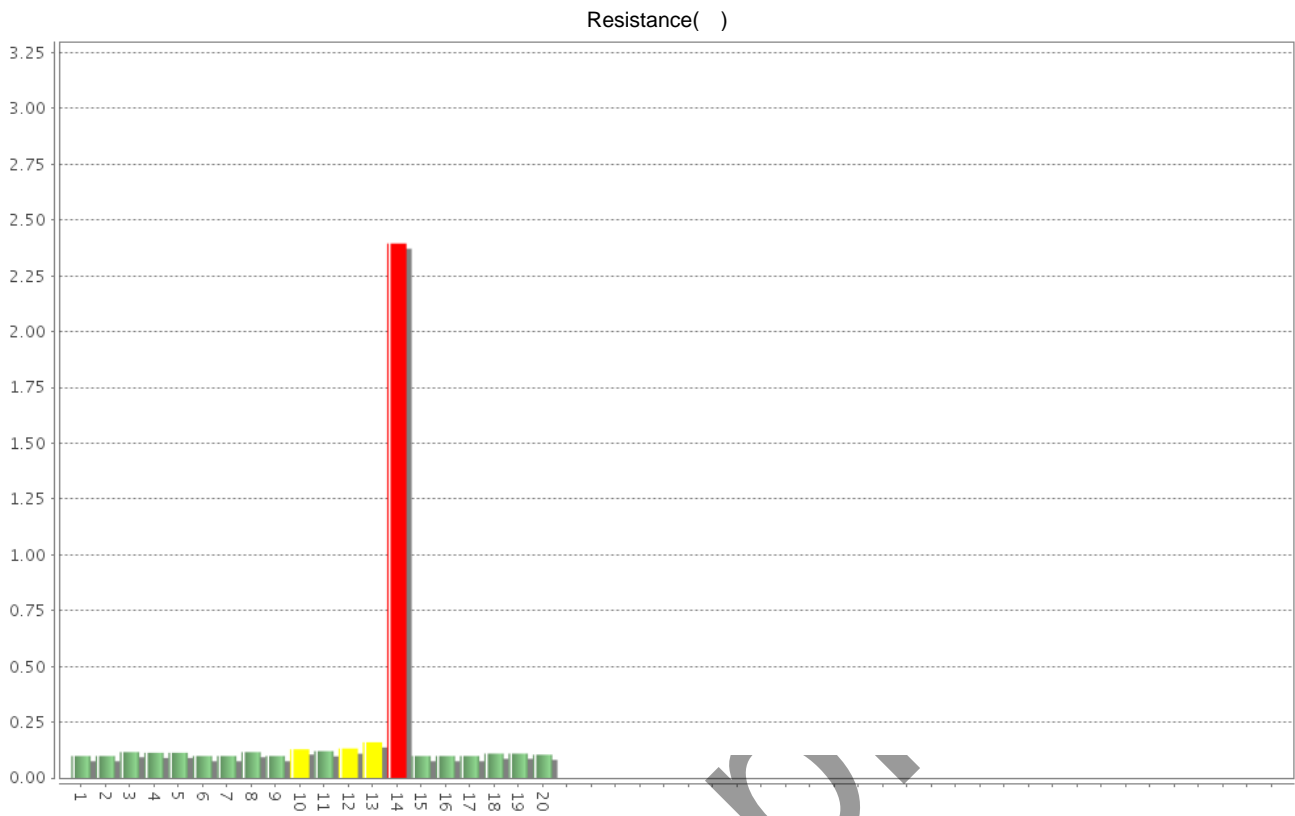
3. Measurement Information

Judgement			
PASS	Resistance and Voltage	16	
	Resistance	16	
	Voltage	19	
WARNING	Resistance and Voltage	4	
	Resistance	3	
	Voltage	1	
FAIL	Resistance and Voltage	1	
	Resistance	1	
	Voltage	-	

4. List

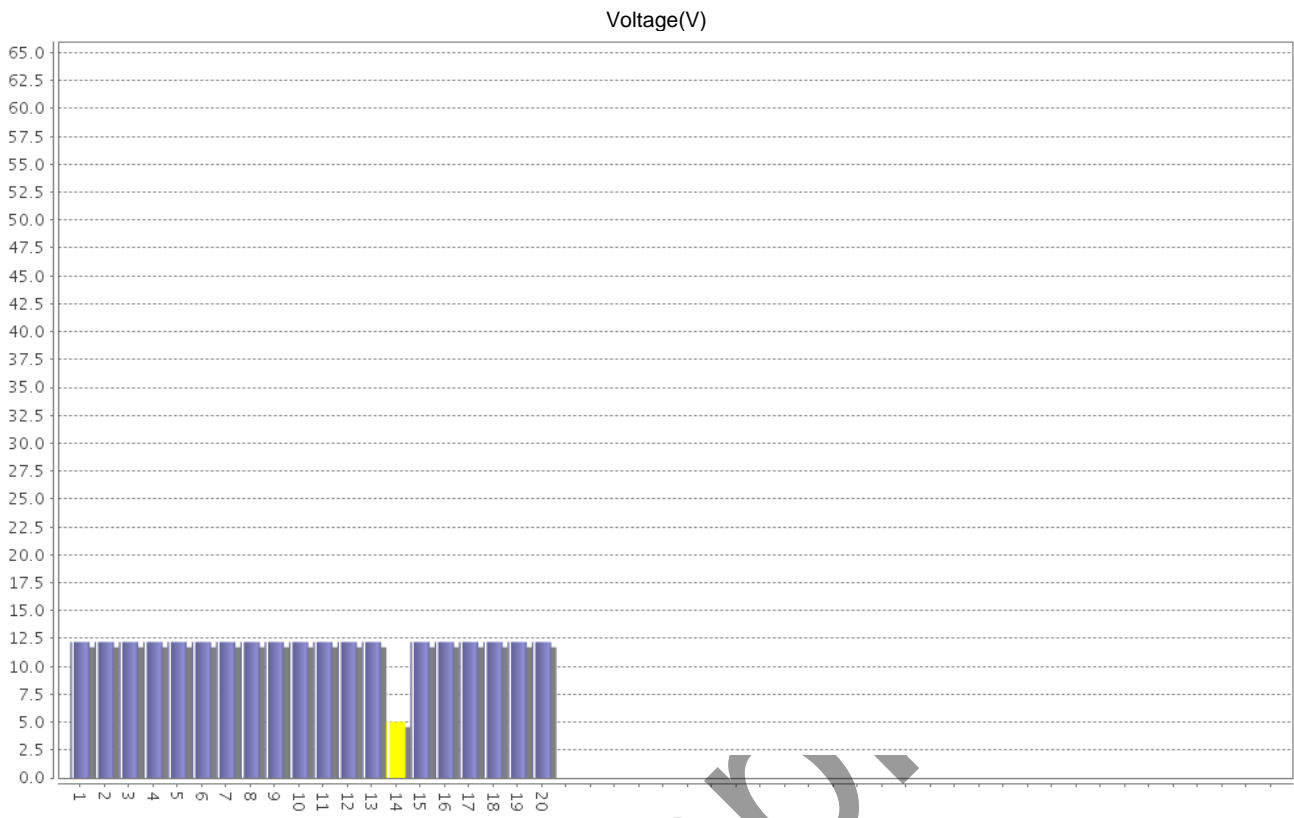
No.	Date	Time	Resistance Range	Voltage Range	Resistance	Voltage	Temperature	Judgement	Resistance Threshold (FAIL)	Resistance Threshold (WARNING)	Voltage Threshold (WARNING)
1	2020-11-27	13:11:13	3	60V	0.098	12.18 V		PASS	0.168	0.126	10.80 V
2	2020-11-27	13:11:17	3	60V	0.098	12.18 V		PASS	0.168	0.126	10.80 V
3	2020-11-27	13:11:26	3	60V	0.116	12.18 V		PASS	0.168	0.126	10.80 V
4	2020-11-27	13:11:32	3	60V	0.113	12.18 V		PASS	0.168	0.126	10.80 V
5	2020-11-27	13:11:36	3	60V	0.113	12.18 V		PASS	0.168	0.126	10.80 V
6	2020-11-27	13:11:40	3	60V	0.098	12.18 V		PASS	0.168	0.126	10.80 V
7	2020-11-27	13:11:44	3	60V	0.098	12.18 V		PASS	0.168	0.126	10.80 V
8	2020-11-27	13:11:47	3	60V	0.116	12.18 V		PASS	0.168	0.126	10.80 V
9	2020-11-27	13:11:52	3	60V	0.098	12.18 V		PASS	0.168	0.126	10.80 V
10	2020-11-27	13:11:56	3	60V	0.128	12.18 V		WARNING	0.168	0.126	10.80 V
11	2020-11-27	13:12:01	3	60V	0.120	12.18 V		PASS	0.168	0.126	10.80 V
12	2020-11-27	13:12:14	3	60V	0.132	12.18 V		WARNING	0.168	0.126	10.80 V
13	2020-11-27	13:12:20	3	60V	0.160	12.18 V		WARNING	0.168	0.126	10.80 V
14	2020-11-27	13:12:31	3	60V	2.395	5.02 V		FAIL	0.168	0.126	10.80 V
15	2020-11-27	13:12:40	3	60V	0.098	12.18 V		PASS	0.168	0.126	10.80 V
16	2020-11-27	13:12:44	3	60V	0.098	12.18 V		PASS	0.168	0.126	10.80 V
17	2020-11-27	13:12:48	3	60V	0.098	12.18 V		PASS	0.168	0.126	10.80 V
18	2020-11-27	13:12:52	3	60V	0.109	12.18 V		PASS	0.168	0.126	10.80 V
19	2020-11-27	13:13:04	3	60V	0.109	12.18 V		PASS	0.168	0.126	10.80 V
20	2020-11-27	13:14:09	3	60V	0.104	12.18 V		PASS	0.168	0.126	10.80 V

5. Chart



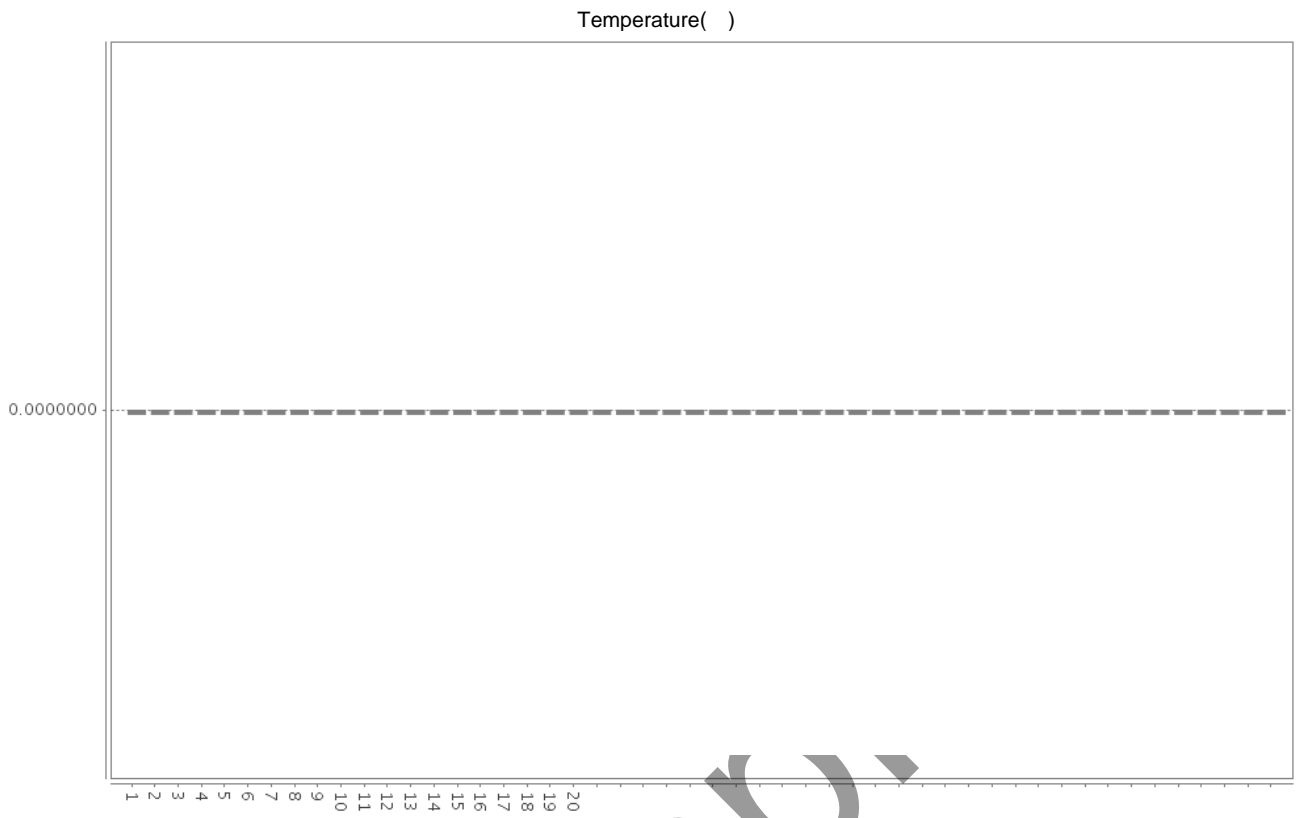
sample

5. Chart



Sample

5. Chart



sample

6. Comment

No.	Comment
-----	---------

sample

General Measurement

Date	Time	Title
2020-11-27	13:01:43	UPS1-Rectifier Output

1. Measurement Results

No.	Date	Time	Measured value		Function	Mode	Status	Filter	Instrument Name	Comment
1	2020-11-27	13:01:43	120.2	V	DC				CM4372#170114502	Rectifier Output Voltage
2	2020-11-27	13:02:44	0.70	A	DC				CM4372#170114502	Rectifier Output Current

sample

General Measurement

Date	Time	Title
2020-11-27	12:58:09	UPS1-Ripple Current

1. Measurement Results

No.	Date	Time	Measured value		Function	Mode	Status	Filter	Instrument Name	Comment
1	2020-11-27	12:58:09	71.1	mA	AC				CM4002#200900921	
			60.0	Hz					CM4002#200900921	

sample

General Measurement

Date	Time	Title
2020-11-27	12:52:51	UPS1-Charging current

1. Measurement Results



No.	Date	Time	Measured value		Function	Mode	Status	Filter	Instrument Name	Comment
1	2020-11-27	12:52:51	0.65	A	DC				CM4372#170114502	Load1
2	2020-11-27	12:52:53	0.66	A	DC				CM4372#170114502	Load1
3	2020-11-27	12:53:31	0.68	A	DC				CM4372#170114502	Load1
4	2020-11-27	12:53:36	0.69	A	DC				CM4372#170114502	Load1
5	2020-11-27	12:54:09	19.93	A	DC				CM4372#170114502	Load2
6	2020-11-27	12:54:12	19.93	A	DC				CM4372#170114502	Load2
7	2020-11-27	12:54:20	19.94	A	DC				CM4372#170114502	Load2
8	2020-11-27	12:54:30	19.97	A	DC				CM4372#170114502	Load2

sample

Waveform Screenshot

Date	Time	Title
2020-11-27	12:50:33	Commercial Line Voltage

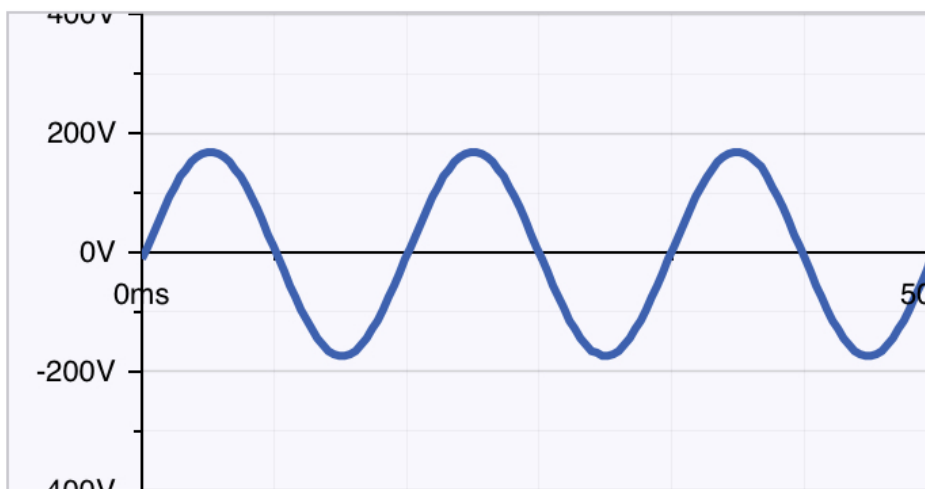
1. Waveform Screenshot

 CM4372#170114502 

120.0 AUTO
~
V

60.01 Hz

Waveform FFT



General Measurement

Date	Time	Title
2020-11-27	12:49:48	UPS1-Output Voltage

1. Measurement Results

No.	Date	Time	Measured value		Function	Mode	Status	Filter	Instrument Name	Comment
1	2020-11-27	12:49:48	119.8	V	AUTO AC				CM4372#170114502	
			60.01	Hz					CM4372#170114502	

sample

Photo

Date	Time	Title
2020-11-20	14:36:39	Fail/Warning-Battery Picture

1. Photo

